

Fasedienol (PH94B) Nasal Spray for Acute Treatment of Social Anxiety Disorder (SAD): Results from the Phase 3 PALISADE-2 Trial

Michael R. Liebowitz, MD¹; Ester Salmán, MPH²; Rita Hanover, PhD²; Brittany Reed, PA²; Ross A. Baker, PhD²; Louis Monti, MD, PhD^{2*}

¹Medical Research Network, LLC, New York, NY, USA

²Vistagen Therapeutics, South San Francisco, CA, USA

INTRODUCTION

- Social anxiety disorder (SAD) is one of the most common anxiety disorders, with a lifetime prevalence of up to 12.1%^{1,2}
- Individuals with SAD fear the scrutiny of others and experience intense emotional and/or physical discomfort in social situations²
 - This discomfort results in avoidance, fear, and/or anxious anticipation that significantly interferes with daily routine, occupational functioning, and social life³

Fasedienol

- Fasedienol (PH94B; 3β-androsta-4,16-dien-3-ol) is an investigational synthetic neuroactive nasal spray from the androstane family of pherines
- Fasedienol is locally metabolized without systemic uptake or brain penetration⁴
 - There is no detectable binding to classical CNS, abuse liability, or steroidal hormone receptors^{4,5}
- Intranasal administration of fasedienol activates receptors on peripheral nasal chemosensory neurons connected to subsets of neurons in the olfactory bulbs that in turn are neurally connected to GABAergic forward inhibitory neurons in the limbic amygdala involved in the pathophysiology of SAD, regulating fear and anxiety by modulating inhibitory neurotransmission in other brain regions⁴
- In a phase 2 study, fasedienol treatment induced a rapid and significant reduction in public speaking performance anxiety ($P=0.002$) and social interaction anxiety ($P=0.009$) vs placebo, as measured by Subjective Units of Distress Scale (SUDS) scores⁶
- In a phase 3 pilot study, on-demand fasedienol, up to 4 times per day, significantly reduced SUDS scores vs placebo ($P=0.006$)⁷
- In the phase 3 PALISADE-1 study conducted during the height of the COVID-19 pandemic, fasedienol did not differentiate from placebo for acute anxiety relief in SAD, likely due to pandemic-impacted variability, but was safe and well-tolerated
- Here, we report results from the second phase 3 study of fasedienol for the acute treatment of SAD, PALISADE-2, which was identical in design to PALISADE-1 but conducted later

OBJECTIVE

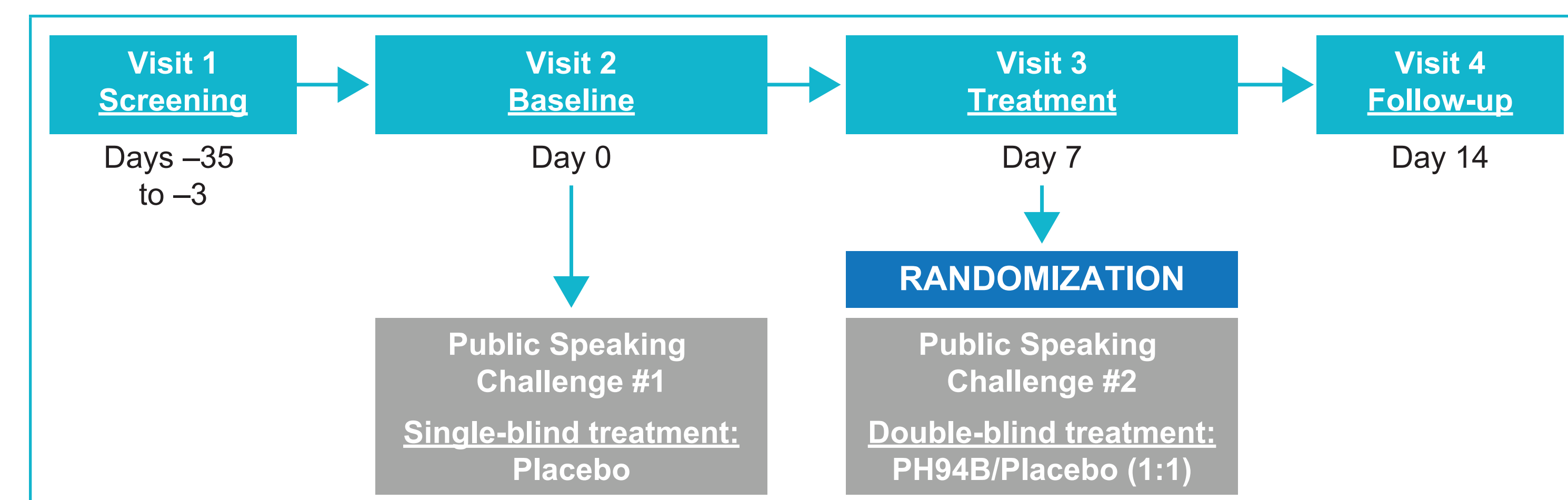
- The primary objective was to evaluate the efficacy of PH94B vs placebo in the relief of acute anxiety induced during a public speaking challenge (PSC) in adults with SAD as measured by SUDS

METHODS

Study Design

- This multicenter, double-blind, randomized, placebo-controlled PALISADE-2 study (NCT05011396) included adults with SAD (Figure 1) as defined by the *Diagnostic and Statistical Manual of Mental Disorders*, 5th Edition and confirmed by the Mini-International Neuropsychiatric Interview, and was identical in design to PALISADE-1

Figure 1. Study Design



- Eligible participants provided signed informed consent, completed visit 1, and entered a screening period of 3 to 35 days
- Participants who continued to meet all eligibility criteria at the end of the screening period were scheduled to return for visit 2
 - At visit 2, participants who continued to meet all eligibility criteria received placebo nasal spray in each nostril and took part in a 5-minute PSC
 - SUDS scores were recorded before and every minute during the PSC
 - Participants who reported ≥ 1 SUDS score ≥ 75 (range 0–100) during the visit 2 PSC were scheduled to return 1 week later for visit 3
- Participants who continued to meet eligibility criteria at visit 3 were randomized to receive fasedienol (3.2 μg intranasally; 1.6 μg in each nostril) or placebo for self-administration and took part in a second 5-minute PSC, with SUDS scores recorded before and every minute during the PSC
- Following the PSC at visit 3, trained raters completed a Clinical Global Impression of Improvement (CGI-I) assessment and study participants completed a Patient Global Impression of Change (PGI-C) questionnaire

Participants

Key Inclusion Criteria

- Adults aged ≥ 18 years
- Current diagnosis of SAD as defined in the *Diagnostic and Statistical Manual of Mental Disorders*, Fifth Edition
- Clinician-rated Liebowitz Social Anxiety Scale total score ≥ 70 at screening (visit 1)
- Clinician-rated 17-item Hamilton Depression Rating Scale total score of < 18 at screening (visit 1)

Key Exclusion Criteria

- Any history of bipolar I or II disorder, schizophrenia, schizoaffective disorder, psychosis, anorexia or bulimia, premenstrual dysphoric disorder, autism-spectrum disorder, or obsessive-compulsive disorder, or any other current Axis I disorder, other than SAD, which is the primary focus of treatment
- Moderate or severe alcohol or substance use disorder within 1 year prior to study entry
- Significant risk for suicidal behavior during the study
- Clinically significant nasal pathology or history of significant nasal trauma, nasal surgery, total anosmia, or nasal septum perforation that may have damaged the nasal chemosensory epithelium
- An acute or chronic condition, including an infectious illness, uncontrolled seasonal allergies at the time of the study or significant nasal congestion that potentially could affect drug delivery to the nasal chemosensory epithelium
- A positive urine drug screen at the screening or baseline visit
- History of cancer or malignant tumor not in remission for ≥ 2 years (participants with basal cell skin cancers are not excluded)

Endpoints

- Primary
 - Change in average SUDS score from visit 2 to visit 3 for fasedienol vs placebo
- Secondary
 - CGI-I response (much or very much less anxious) with fasedienol vs placebo at the end of visit 3
 - Safety was assessed via the overall frequency of treatment emergent adverse events (TEAEs), their severity, serious TEAEs, and TEAEs leading to discontinuation
- Exploratory
 - PGI-C response (much or very much less anxious) with fasedienol vs placebo at the end of visit 3
 - SUDS response (≥ 20 -point improvement from visit 2 to visit 3) with fasedienol vs placebo

Statistical Analysis

- Efficacy analyses
 - For each participant at each PSC, average SUDS scores were calculated from SUDS scores recorded at 1-minute intervals during each performance
 - An analysis of covariance model was used to test the null hypothesis that average change from baseline in SUDS scores did not differ between fasedienol- and placebo-treated participants
 - Treatment group and site were included as factors; baseline average SUDS score was a covariate
 - The secondary CGI-I efficacy endpoint was analyzed using a normal approximation test for the difference between 2 binomial proportions
 - The null hypothesis was tested that the population proportions were equal
- Safety analysis
 - Descriptive statistics were used to assess safety and tolerability of fasedienol, measured by reports of TEAEs

RESULTS

Demographics and Baseline Characteristics (Table 1)

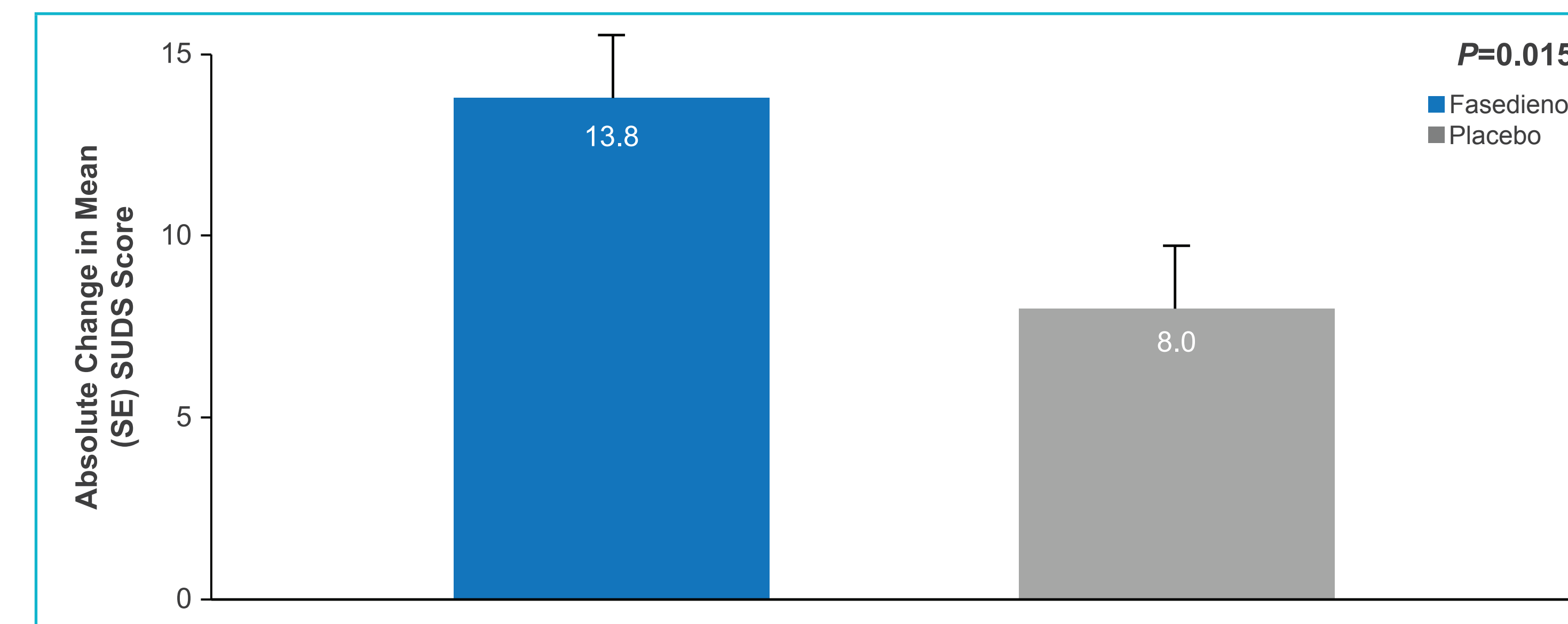
Parameter	Fasedienol (N=70)	Placebo (N=71)
Age (years), mean (SD)	35.3 (12.4)	32.6 (13.5)
Sex, n (%)		
Male	27 (38.6)	20 (28.2)
Female	43 (61.4)	51 (71.8)
Race, n (%)		
White	50 (71.4)	48 (67.6)
Black	15 (21.4)	12 (16.9)
Asian	3 (4.3)	7 (9.9)
Other/Multiple	2 (2.9)	4 (5.6)
Ethnicity, n (%)		
Hispanic	13 (18.6)	16 (22.5)
Not Hispanic	57 (81.4)	55 (77.5)
Average baseline SUDS, mean (SD)	78.6 (12.1)	82.2 (11.6)
LSAS Total Score (screening), mean (SD)	101.4 (14.7)	97.5 (14.1)

LSAS, Liebowitz Social Anxiety Scale; SD, standard deviation; SUDS, Subjective Units of Distress Scale.

Primary, Secondary, and Exploratory Efficacy Endpoints

- Fasedienol treatment resulted in a significantly greater mean SUDS score reduction vs placebo (-13.8 vs -8.0), with a least squares (LS) mean (SE) difference of -5.8 (2.4) and 95% confidence interval (CI): -10.5 to -1.1 ; $P=0.015$ (Figure 2)

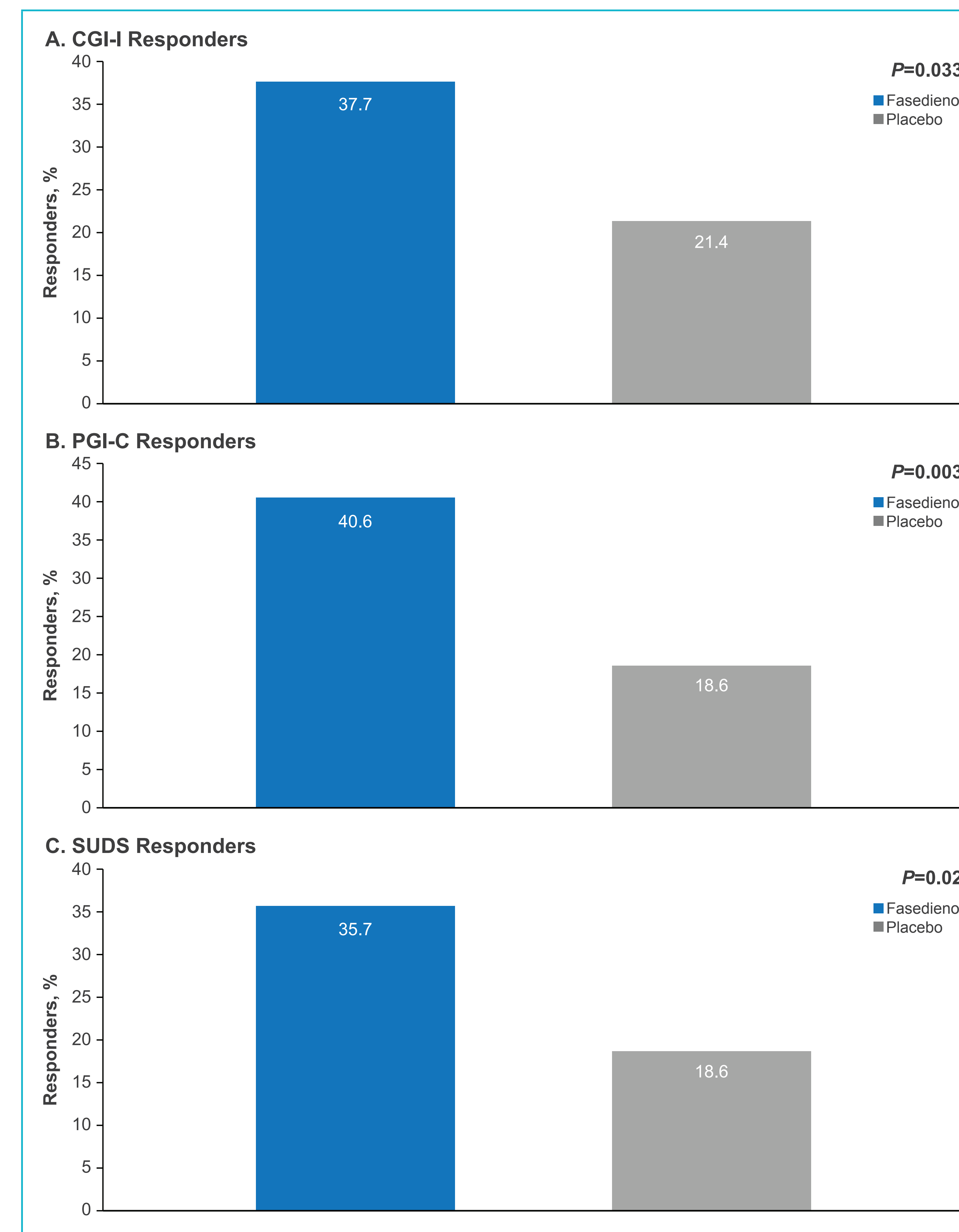
Figure 2. Primary Efficacy: Absolute Change in Mean SUDS (Visit 3 to Visit 2)



SE, standard error; SUDS, Subjective Units of Distress Scale.

- CGI-I response significantly favored fasedienol over placebo (37.7% vs 21.4%); the difference in proportion of responders was 16.3%; 95% CI: 1%, 31%; $P=0.033$ (Figure 3A)
- PGI-C response significantly favored fasedienol over placebo (40.6% vs 18.6%); the difference in proportion of responders was 22.0%; 95% CI: 7%, 37%; $P=0.003$ (Figure 3B)
- Significantly more patients taking fasedienol vs placebo were SUDS responders (35.7% vs 18.6%); the difference in proportion of responders was 17.1%; 95% CI: 3%, 32%; $P=0.02$ (Figure 3C)

Figure 3. Secondary and Exploratory Efficacy Endpoints



CGI-I, Clinical Global Impression of Improvement; PGI-C, Patient Global Impression of Change; SUDS, Subjective Units of Distress Scale.

Safety and Tolerability

- Fasedienol was well tolerated; there were no TEAEs that occurred in more than 1 participant during fasedienol treatment (Table 2)

Table 2. Incidence of TEAEs

Preferred Term	During or After Visit 3 Dosing		
	Fasedienol n (%)	Placebo n (%)	Overall n (%)
Subjects with at least 1 TEAE	8 (11.4)	5 (7.1)	13 (9.3)
COVID-19	1 (1.4)	1 (1.4)	2 (1.4)
Dizziness	1 (1.4)	1 (1.4)	2 (1.4)
Pyrexia	0	2 (2.9)	2 (1.4)
Anxiety	1 (1.4)	0	1 (0.7)
Arthralgia	1 (1.4)	0	1 (0.7)
Aspartate aminotransferase increased	1 (1.4)	0	1 (0.7)
Dysgeusia	1 (1.4)	0	1 (0.7)
Headache	0	1 (1.4)	1 (0.7)
Nasal discomfort	1 (1.4)	0	1 (0.7)
Nasopharyngitis	1 (1.4)	0	1 (0.7)
Pharyngitis streptococcal	0	1 (1.4)	1 (0.7)
Rash	0	1 (1.4)	1 (0.7)
Somnolence	1 (1.4)	0	1 (0.7)

COVID-19, coronavirus disease 2019; TEAE, treatment-emergent adverse event.

- AEs were infrequent and mild or moderate in severity
- There were no discontinuations for AEs following exposure to fasedienol
- No severe or serious AEs were reported

CONCLUSIONS

- The phase 3 PALISADE-2 trial results demonstrated that a single dose of fasedienol prior to a stressful PSC reduced anxiety levels as measured by SUDS scores in a racially and ethnically diverse population
- PALISADE-2 results support positive findings from the previously conducted phase 2 and pilot studies, but contrast with phase 3 PALISADE-1 results, which did not meet its primary or secondary endpoints, likely due to pandemic impacts on participant behavior, site interactions with participants, and the inability to conduct face-to-face training
- In PALISADE-2, conducted after most pandemic-related restrictions had been lifted, clinician-rated (CGI-I) and participant-rated (PGI-C and SUDS) response rates supported the primary efficacy findings, significantly favoring fasedienol vs placebo
- The results also confirm the nasal-amygdala neural circuits as a new portal for administration of pharmaceuticals and support the continued development of fasedienol as a first-in-class, rapid-onset, well-tolerated treatment for SAD without addictive properties

References

- Kessler RC, et al. *Arch Gen Psychiatry*. 2005;62:617-627.
- Stein MB, Stein DJ. *Lancet*. 2008;371:1115-1125.
- Katzelnick DJ, Greist JH. *J Clin Psychiatry*. 2001;62 Suppl 1:11-15; discussion 5-6.
- Monti L, et al. *CNS Spectrums*. 2022;27(1):66-72. Presented at: Society of Biological Psychiatry; April 28-30, 2022; New Orleans, LA.
- Monti L, et al. *Br J Phar Med Res*. 2019;4(6): 2157-2168.
- Liebowitz MR, et al. *Am J Psychiatry*. 2014;171:675-682.
- Liebowitz MR et al. *Depress Anxiety*. 2016 Dec;33(12):1081-1089.

Key Contributors

MRL contributed to planning and conducting the trial, planning data analyses, data interpretation, and medical writing. **ES** contributed to the review and organization of the clinical data, interpretation of the results, and medical writing. **RH** contributed to the design and planning of the study, development of the statistical analysis plan, final data analysis/graphics/interpretation, and medical writing. **BR** contributed to the review and interpretation of safety data, medical monitoring of the trial, and medical writing. **RAB** contributed to the data analysis, critical input, and medical writing. **LM** contributed to the study design and execution, data interpretation, and medical writing.

Acknowledgments

This study was sponsored by Vistagen Therapeutics, Inc., South San Francisco, CA, USA. Medical writing and editorial support for this poster were provided by Sarah Burke, PhD, of Peloton Advantage, LLC, an OPEN Health company, and funded by Vistagen Therapeutics, Inc.

Disclosures

Michael R. Liebowitz: Managing Director and owner of The Medical Research Network, LLC; a consultant for, board member of and holds stock and stock options in Vistagen Therapeutics, Inc.; and holds the copyright to the Liebowitz Social Anxiety Scale and has licensed it to Vistagen Therapeutics, Inc., for use in clinical trials. **Louis Monti**, **Ester Salmán**, **Rita Hanover**, **Brittney Reed**, and **Ross A. Baker**: Employees and owners of stock or stock options in Vistagen Therapeutics, Inc.