

UNITED STATES
SECURITIES AND EXCHANGE COMMISSION
Washington, D.C. 20549

FORM 8-K

CURRENT REPORT
PURSUANT TO SECTION 13 OR 15(d) OF THE SECURITIES EXCHANGE ACT OF 1934

Date of Report (Date of earliest event reported): March 16, 2026

Vistagen Therapeutics, Inc.

(Exact name of registrant as specified in its charter)

Nevada
(State or other jurisdiction of
incorporation)

000-54014
(Commission File Number)

20-5093315
(IRS Employer
Identification Number)

343 Allerton Ave.
South San Francisco, California 94080
(Address of principal executive offices)

(650) 577-3600
(Registrant's telephone number, including area code)

Not Applicable
(Former name or former address, if changed since last report)

Check the appropriate box below if the Form 8-K filing is intended to simultaneously satisfy the filing obligation of the registrant under any of the following provisions:

- Written communications pursuant to Rule 425 under the Securities Act (17 CFR 230.425)
- Soliciting material pursuant to Rule 14a-12 under the Exchange Act (17 CFR 240.14a-12)
- Pre-commencement communications pursuant to Rule 14d-2(b) under the Exchange Act (17 CFR 240.14d-2(b))
- Pre-commencement communications pursuant to Rule 13e-4(c) under the Exchange Act (17 CFR 240.13e-4(c))

Securities registered pursuant to Section 12(b) of the Act:

Title of each class	Trading Symbol(s)	Name of each exchange on which registered
Common Stock, par value \$0.001 per share	VTGN	Nasdaq Capital Market

Indicate by check mark whether the registrant is an emerging growth company as defined in Rule 405 of the Securities Act of 1933 (17 CFR 230.405) or Rule 12b-2 of the Securities Exchange Act of 1934 (17 CFR 240.12b-2)

Emerging Growth Company

If an emerging growth company, indicate by check mark if the registrant has elected not to use the extended transition period for complying with any new or revised financial accounting standards provided pursuant to Section 13(a) of the Exchange Act

Item 7.01 Regulation FD Disclosure.

On March 16, 2026, Vistagen Therapeutics, Inc. (the “Company”) began utilizing a new corporate presentation, a copy of which is attached to this Current Report on Form 8-K as Exhibit 99.1.

The information under this Item 7.01 and Exhibit 99.1 attached hereto are intended to be furnished and shall not be deemed “filed” for purposes of Section 18 of the Securities Exchange Act of 1934, as amended (the “Exchange Act”), or otherwise subject to the liabilities of that section, nor shall such information be deemed incorporated by reference in any filing under the Securities Act of 1933, as amended, or the Exchange Act, except as expressly set forth by specific reference in such a filing.

Item 9.01 Financial Statements and Exhibits.

(d) Exhibits Index

Exhibit No.	Description
99.1	Vistagen Therapeutics, Inc. Corporate Presentation, dated March 2026
104	Cover Page Interactive Data File (embedded within the Inline XBRL document)

Signatures

Pursuant to the requirements of the Securities Exchange Act of 1934, the registrant has duly caused this report to be signed on its behalf by the undersigned thereunto duly authorized.

Vistagen Therapeutics, Inc.

Date: March 16, 2026

By: /s/ Shawn K. Singh
Shawn K. Singh
President and Chief Executive Officer

Vistagen

Nasdaq: VTGN

Corporate Presentation

Pioneering neuroscience with nose-to-brain neurocircuitry

March 2026



Forward-looking Statements

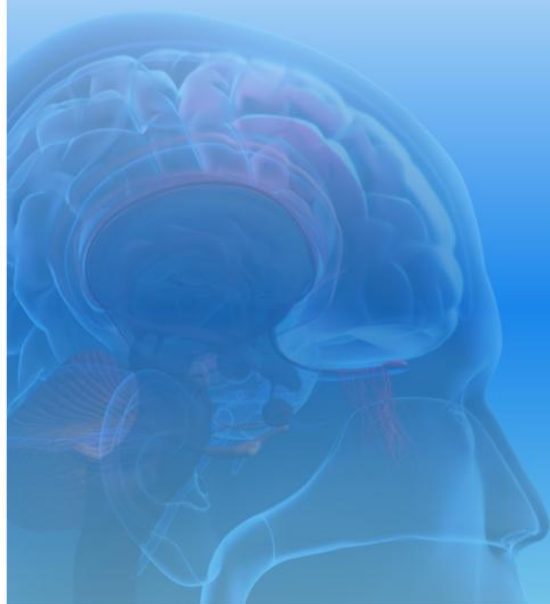
This presentation contains certain forward-looking statements within the meaning of the Private Securities Litigation Reform Act of 1995 that are within the meaning of federal securities laws. These forward-looking statements involve known and unknown risks that are difficult to predict and include all matters that are not historical facts. In some cases, you can identify forward-looking statements by the use of words such as “may,” “could,” “expect,” “project,” “outlook,” “strategy,” “intend,” “plan,” “seek,” “anticipate,” “believe,” “estimate,” “predict,” “potential,” “strive,” “goal,” “continue,” “likely,” “will,” “would” and variations of these terms and similar expressions, or the negative of these terms or similar expressions. Such forward-looking statements are necessarily based upon estimates and assumptions that, while considered reasonable by Vistagen Therapeutics, Inc. (Vistagen or the Company) and its management, are inherently uncertain. As with all pharmaceutical products, there are substantial risks and uncertainties in the process of development and commercialization, and actual results or developments may differ materially from those projected or implied in these forward-looking statements. There can be no guarantee that any of the Company’s product candidates will successfully complete ongoing or future clinical trials within estimated timelines or at all, receive regulatory approval or be commercially successful. Other factors that may cause such a difference include, without limitation, risks and uncertainties relating to conducting and/or completing planned and/or ongoing clinical and non-clinical trials, including those that are a part of Vistagen’s PALISADE Phase 3 program, currently expected or at all; Vistagen’s ability to successfully employ cash preservation measures and/or secure adequate financing for its operations, including financing or collaborative support for continued clinical development of its product candidates; Vistagen’s dependence on third-party collaborators for the development, regulatory approval, and/or commercialization of its product candidates and other aspects of its business, which are outside of Vistagen’s full control; risks associated with current and potential future healthcare reforms; the scope and enforceability of Vistagen’s patents, including patents related to Vistagen’s piperazine product candidate; fluctuating costs of materials and other resources and services required to conduct Vistagen’s planned and/or ongoing clinical and non-clinical trials; market conditions; the impact of general economic, industry or political conditions in the United States or internationally; and other technical and unexpected hurdles in the development, manufacture and commercialization of Vistagen’s product candidates. These risks are more fully discussed in the section entitled “Risk Factors” in Vistagen’s Annual Report on Form 10-K for the fiscal year ended March 31, 2025, and Quarterly Report on Form 10-Q for the period ended December 31, 2025, as well as discussions of potential risks, uncertainties, and other important factors in our other filings with the U.S. Securities and Exchange Commission (SEC). The Company’s SEC filings are available on the SEC’s website www.sec.gov.

Given these uncertainties, you should not place undue reliance on these forward-looking statements, which apply only as of the date of this presentation and should not be relied upon as representing the Company’s views as of any subsequent date. The Company explicitly disclaims any obligation to update any forward-looking statements other than as may be required by law. If the Company does update one or more forward-looking statements, no inference should be made that we will make additional updates with respect to those or other forward-looking statements. Be aware that our development and commercialization plans may change at any time, without public notice, based on the kinds of risk factors described above.

This presentation also contains estimates and other statistical data made by independent parties and by us relating to market size and growth and other data about our industry. These data involve numerous assumptions and limitations, and you are cautioned not to give undue weight to such estimates and data. Neither we nor any other person make any representation as to the accuracy or completeness of such data or undertakes any obligation to update such data after the date of this presentation.

Vistagen

Vistagen



Vision

Pioneer breakthroughs in neuroscience by harnessing the potential of brain regulation

Mission

Leverage nose-to-brain neurocircuitry to deliver transformative treatments and improve lives

Company Highlights



Pherines are a potential new class of rapid-onset intranasal product candidates

Pherines are not absorbed systemically and do not act directly on neurons in the brain

Diverse pipeline with five clinical-stage product candidates

Positive clinical data in neuropsychology, women's health and cancer supportive care

U.S. Phase 3 program for acute treatment of social anxiety disorder ongoing

Large markets and partnering opportunities in several therapeutic areas and territories

Vistagen

Pherines: Chemically and biologically distinct synthetic steroid-like structures from an advanced discovery platform

Based on naturally-occurring compounds

Pherines are synthetic compounds that are agonists on receptors in nasal chemosensory neurons that modulate neurocircuits involved in **physiological and emotional behaviors**

Small-Molecule Structure

Numerous **active pherine compounds** identified through drug discovery efforts

Rapid Engagement & Non-Systemic

Direct modulation of nose-to-brain neurocircuitry may trigger **rapid** physiological and behavioral changes **without compound uptake into the bloodstream or brain**

Multitude of Potential Applications

Shown to **influence autonomic and mood/behavioral responses**, including anxiety, depression, fear, thermoregulation, psychomotor and cognitive performance, as well as other related neurobehavioral and neurophysiological responses



Louis Monti, MD, PhD,
Vistagen SVP, Translational M
*a pioneer in the discovery of
ongoing development of
pherine product candidat*

Vistagen

Sources: Internal Vistagen Data on File

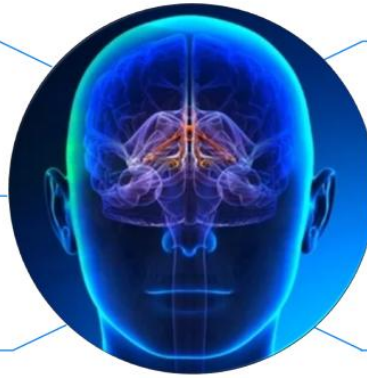
Novel Class for Non-Systemic Neurocircuit-modulators with the Potential to Address Multiple Conditions¹

Proposed Mechanism

Neuromodulatory mechanism of action targeting different brain regions

Bind to & rapidly activate receptors in nasal chemosensory neurons, inducing autonomic nervous system and behavioral changes

No detectable systemic absorption or brain uptake



Design Attributes

Favorable safety and tolerability reported in all clinical trials to date

Successfully administered intranasally by subjects in certain studies, including extended self-administration

MOA relevant across diverse therapeutic areas including neuropsychiatry, cognitive function, women's health, and cancer supportive care

Pherines rapidly activate nasal chemosensory neurons that modulate neurocircuits from the olfactory bulb, the amygdala ("threat detector"),² hypothalamus ("control center"),³ and other brain regions.

Vistagen

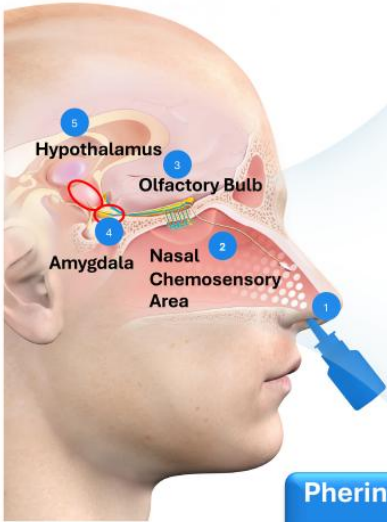
¹Vistagen Internal Data on File

²Daniel J. Siegel & Tina Payne Bryson, *The Whole-Brain Child* (2011)

³"Brain Basics: Understanding Sleep," National Institute of Neurological Disorders and Stroke; Monti L and Liebowitz M. *CNS Spectrums* (2020)

Image Credit: decade3d - anatomy online/Shutterstock.com

Novel MOAs: Pherines have similar proposed MOAs; each is designed to modulate distinct neurocircuits in the brain ¹



Shared Aspects of Proposed MOAs

- 1 Intranasal Delivery
- 2 Direct Activation of Nasal Chemosensory Neurons (NCNs)
- 3 NCNs project to Olfactory Bulb

4 Distinct Aspects of Proposed MOA 5

Modulates Primary Amygdala Circuits¹
(*fasedienol*, *itruvone*, *PH15*)

Modulates Primary Hypothalamus Circuits
(*refisolone*², *PH284*)

- ✓ Designed for rapid onset with localized action and no detectable brain or systemic exposure
- ✓ Designed to modulate distinct neural circuits regulating emotion, stress, autonomic function, and metabolism

Pherines are designed to avoid systemic absorption, brain uptake, and binding to traditional abuse liability receptors



¹ Monti L & Liebowitz MR. *Neural circuits of anxiolytic and antidepressant pherine molecules (2022)* and Other Internal Vistagen research

² Previously known as PH80

Clinical-Stage Intranasal Pherine Product Candidates

Product Candidate	Indication(s)	Preclinical	Phase 1	Phase 2	Phase 3
Neuropsychiatry					
Fasedienol	Acute Treatment of Social Anxiety Disorder	▶			
Itruvone	Major Depressive Disorder	▶			
PH15	Psychomotor / cognitive impairment due to mental fatigue ¹	▶			
Women's Health					
Refisolone	VMS (hot flashes) due to menopause Premenstrual Dysphoric Disorder ¹	▶			
Cancer Supportive Care					
PH284	Cancer Cachexia ¹	▶			



¹U.S. IND-enabling activities are necessary to facilitate further Phase 2 clinical development in the U.S.

Lead Pherine Product Candidates Have Significant Market Potential

Fasedienol Acute Treatment of Social Anxiety Disorder

~30 million people with social anxiety disorder in the U.S.¹

- Potential to be the first FDA-approved product for the acute treatment of social anxiety disorder
- Positive results in two Phase 2 and one Phase 3 (PALISADE-2) studies
- Completed Phase 2 and 3 studies with favorable safety & tolerability results in all studies completed to date⁴
- The PALISADE Phase 3 program is ongoing⁴

Itruvone Major Depressive Disorder

~21 million people with major depressive disorder in the U.S.²

- Potential non-systemic first-line monotherapy for adult patients with major depressive disorder
- Positive Phase 2a study showed rapid-onset and sustained antidepressant effects with the potential for a differentiated safety profile

Refisolone Vasomotor Symptoms (Menopausal Hot Flashes)

~27 million U.S. women experiencing hot flashes due to menopause³

- Non-hormonal, non-systemic treatment of menopausal hot flashes
- Positive Phase 2a study showed statistically significant improvement in the number & severity of menopausal hot flashes with favorable safety and tolerability results

¹ Baker R, Prince J, Hwang S, Sternbach N. Prevalence trends and demographic profiles of social anxiety disorder NEI (2024)

² National Institute of Mental Health, <https://www.nimh.nih.gov/health/statistics/major-depression>

³ Stute, P., et al. (2022) "Evaluation of the impact, treatment patterns, & patient & physician perceptions of vasomotor symptoms associated with menopause in Europe & the US" Maturitas, Volume 164, 38–44

⁴ The PALISADE-2 Phase 3 fasedienol study for the acute treatment of social anxiety disorder met its primary endpoint of change on the Subjective Units of Distress Scale (SUDS). Across the three PALISADE Phase 3 studies completed to date, changes in SUDS were generally similar across the fasedienol treatment groups; however, placebo responses were variable. PALISADE-1 & PALISADE-3 did not demonstrate statistically significant improvements on their respective primary endpoints, which assessed reduction in anxiety as measured by SUDS scores compared to placebo. The PALISADE-4 Phase 3 study of intranasal fasedienol for the acute treatment of social anxiety disorder is ongoing.



Vistagen

Fasedienol

Acute Treatment of Social Anxiety Disorder

Social Anxiety Disorder: A serious and debilitating mental health condition characterized by intense fear of being judged & embarrassed

Debilitating emotional and physical symptoms¹:



Emotional Symptoms

- Overwhelming fear
- Surges of anxiety
- Extreme self-consciousness
- Isolation leading to depression



Physical Symptoms

- Blushing / Sweating
- Trembling
- Nausea
- Fast heartbeat / Chest discomfort
- Shortness of breath / Dizziness

Real-Life Impact on Patients²

- ⊖ Missing out on life moments with family & friends
- ⊖ Constant worry in social and work situations
- ⊖ Difficulty contributing in team settings
- ⊖ Missed career advancement opportunities



I do not like to tell others I'm avoiding them because of anxiety. I feel it may seem silly to others who do not struggle with it.



Feeling anxiety about going to work tomorrow. My brain is running away with all these ridiculous scenarios that "could" happen.

Social anxiety disorder is typically characterized by a combination of symptoms stemming from fear, avoidance, and worry

There is No U.S. FDA-Approved Acute Treatment for Social Anxiety Disorder

Current Rx therapies **fall short of addressing the acute, in-the-moment needs** of patients in anxiety-provoking social and performance situations.

SSRIs, SNRIs (*Zoloft*®, *Paxil*®, *Effexor*®)

- Not FDA-approved for acute treatment, only overall treatment
- Long onset (4-6 weeks) with varied or limited effectiveness
- Fraught with burdensome side effects²
- Tolerability can be challenging, with serious safety concerns¹

Benzodiazepines, beta-blockers (*Xanax*®, *propranolol*)

- Not FDA-approved for treatment of social anxiety disorder
- Burdensome side effects for benzodiazepines include sedation, cognitive impairment, weight gain, sexual dysfunction²; beta blocker side effects include hypotension²
- Serious benzodiazepine safety concerns include addiction/dependency, sedation, and withdrawal syndrome³

Current Rx therapies do not provide rapid, as-needed relief that aligns with the acute episodic nature of social anxiety disorder and often have undesirable side effects and safety concerns

Vistagen

¹ Blackbox warning for increased risk of suicide and suicidal ideation (prescribing information)

² Bandelow, B., et al. (2023). *WFSBP guidelines for treatment of anxiety, obsessive-compulsive and posttraumatic stress disorders – Version 3. Part I: Anxiety disorders*. *The World Journal of Biological Psychiatry*, 24(2), 79–117. <https://doi.org/10.1080/15622975.2022.2086295>

³ Warnings/precautions for benzodiazepines (prescribing information)

There is a High Unmet Need for a Novel Acute Treatment for Social Anxiety Disorder



U.S. Social Anxiety Disorder Prevalence* = **~30 million** adults

<50% of social anxiety disorder patients are diagnosed by a healthcare provider¹

<23% of social anxiety disorder patients are being treated by current Rx therapies due to limited approved treatment options¹

Diagnosed U.S. Patients = **~15 million**, Treated U.S. Patients = **~7 million**

Onset of social anxiety disorder can occur at any age but most commonly manifests during adolescence²

Vistagen

*Prevalence estimates include adult patients suffering from social anxiety disorder, but are unaware or not yet motivated to seek help

¹Baker R, Prince J, Hwang S, Sternbach N. Prevalence trends and demographic profiles of social anxiety disorder NEI (2024)

²Rosellini, A. J., Rutter, L. A., Bourgeois, M. L., Emmert-Aronson, B. O., & Brown, T. A. (2013). The relevance of age of onset to the psychopathology of social phobia. *Journal of Psychopathology and Behavioral Assessment*, 35(3), 356-365. <https://doi.org/10.1007/s10862-013-9338-5>

Fasedienol May Bring New Optimism for Patients with Social Anxiety Disorder

Fasedienol is designed to **trigger neural signals** in the olfactory bulb, which travel to the **“fear centers”** of the limbic amygdala, and other brain regions involved in **emotion and behavior.**¹



Fasedienol Design Traits



Rapid onset of effect on both emotional & physical symptoms of peak anxiety, as needed, without sedation or dizziness (associated with benzos or beta blockers)



No detectable absorption (no observed drug/drug interactions), or binding to neurons in the brain



No observed binding to abuse liability receptors in the brain (“not a benzo”)



Favorable safety and tolerability data (reported in all clinical trials completed to date)²



Patient-tailored administration, as needed (up to several times a day)

Potential to be a first-in-class, differentiated acute treatment for adults with social anxiety disorder*

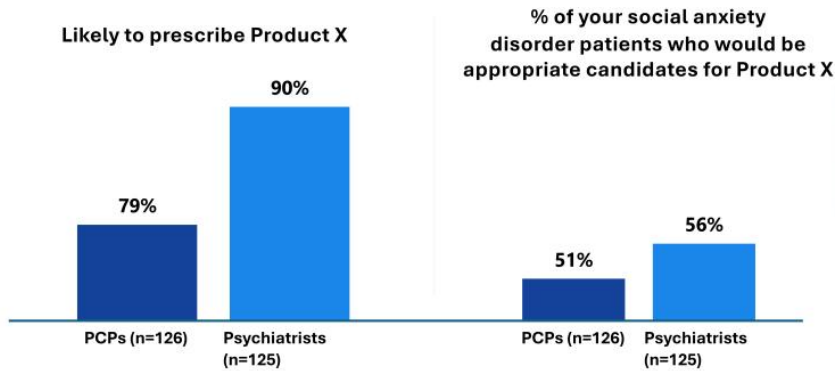
Vistagen

¹ Monti L and Liebowitz M. CNS Spectrums. 2020; ² Internal Vistagen Data on File

* The PALISADE-2 Phase 3 fasedienol study for the acute treatment of social anxiety disorder met its primary endpoint of change on the Subjective Units of Distress Scale (SUDS). Across the three PALISADE Phase 3 studies completed to date, changes in SUDS were generally similar across the fasedienol treatment groups; however, placebo responses were variable. PALISADE-1 & PALISADE-3 did not demonstrate statistically significant improvements on their respective primary endpoints, which assessed reduction in anxiety as measured by SUDS scores compared to placebo.

Physician Adoption: Fasedienol's target product profile elicited a high intent to prescribe among Health Care Providers (HCPs)

Psychiatrists and Primary Care Physicians (PCPs) Evaluation¹
(top 2-box of 5 pt scale)



HCP Reaction²

- When given fasedienol's target clinical profile anonymously as "Product X", prescribing HCPs believe it may be appropriate for more than half of their patients with social anxiety disorder
- Most compelling attributes include unique MOA, efficacy, and low risk of addiction
- HCPs also liked rapid onset, minimal side effects, and better safety (i.e., versus benzos) as highly positive attributes for adoption
- HCPs noted specific use of "Product X" when patient feels they will be going in "socially risky" environment or situation



¹Vistagen Proprietary Market Research, Online Survey, Jan 2022 (n=251)

²Prescribing HCPs surveyed include psychiatrists and primary care physicians (PCPs)

The Vistagen logo is located in the top right corner of the image. It consists of the word "Vistagen" in a white, serif font. The background of the entire slide is a dark blue field with glowing, interconnected neural or molecular structures in shades of blue and cyan.

Vistagen

Fasedienol

Phase 3 PALISADE Program

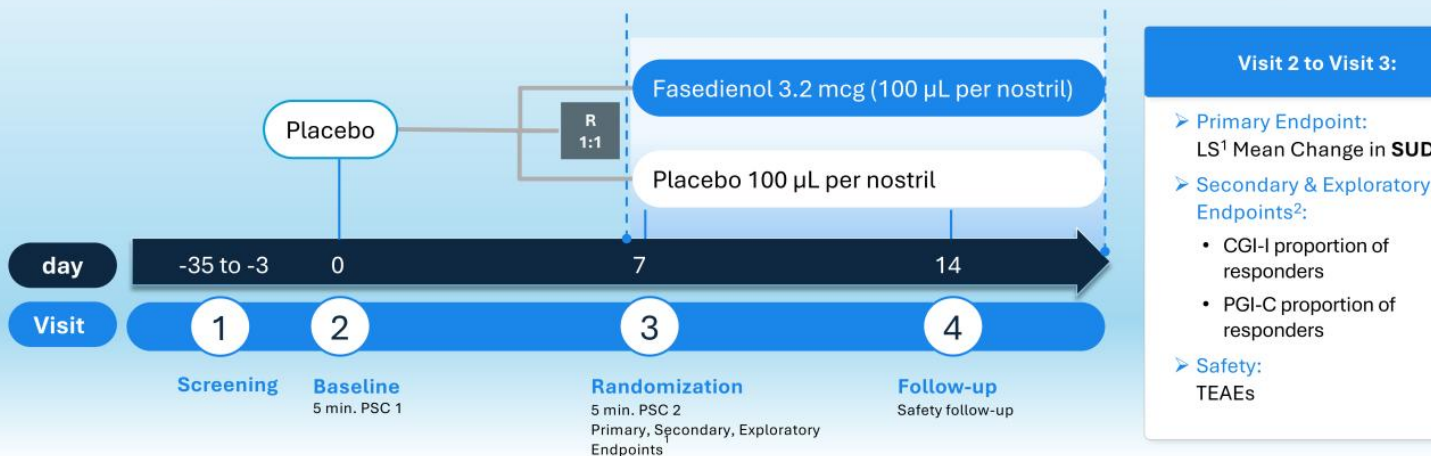
PALISADE Phase 3 Public Speaking Challenge Program Design

Key Inclusions

- 18-65 years of age
- Social anxiety disorder as defined by DSM-5
- LSAS score ≥ 70 at screening
- Clinician-rated 17-item Hamilton Depression Rating Scale (HAMD-17) < 16 at screening

Key Exclusions

- No history of psychiatric conditions, suicidal behavior, psychotropic medications, alcohol or substance abuse
- No significant nasal pathology



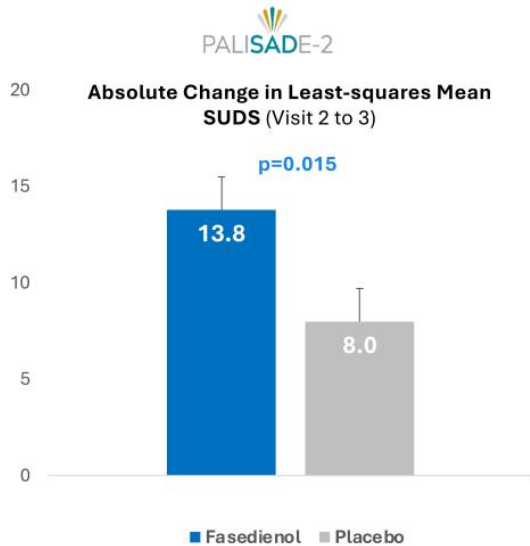
Vistagen

¹LS=Least Squares, LS Mean Change is the model-adjusted change from baseline; SUCS=Subjective Units of Distress Scale

²PGI-C Proportion of responders was studied as an exploratory endpoint in PALISADE-1,2 studies; in PALISADE-3,4 studies, it is a secondary endpoint

PALISADE-2 Phase 3 Study Primary Efficacy:

Statistically significant relief of acute anxiety as measured by the Subjective Units of Distress Scale (SUDS)



Primary Efficacy Endpoint

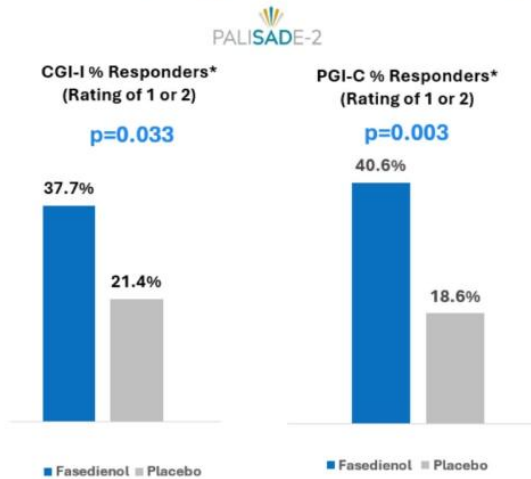
- The LS¹ mean SUDS change from baseline vs. placebo (SUDS change from Baseline Speech #1 to Randomized Speech #2) was statistically significant v. placebo
 - ✓ The PALISADE-2 study (n=140) met its primary endpoint with a change from baseline of **5.8 points better than placebo**
 - ✓ Results were statistically significant (**p=0.015**)*

Vistagen

¹LS=Least Squares, LS Mean Change is the model-adjusted change from baseline

* The PALISADE-2 Phase 3 fasedienol study for the acute treatment of social anxiety disorder met its primary endpoint of change on the Subjective Units of Distress Scale (SUDS). Across the three PALISADE Phase 3 studies completed to date, changes in SUDS were generally similar across the fasedienol treatment groups; however, placebo responses were variable. PALISADE-1 & PALISADE-3 did not demonstrate statistically significant improvements on their respective primary endpoints, which assessed reduction in anxiety as measured by SUDS scores compared to placebo.

PALISADE-2 Secondary & Exploratory Endpoints: Statistically significant and supportive of primary results



Secondary & Exploratory Endpoints —

- CGI-I proportion of responders vs placebo, rating of 1 (very much less anxious) or rating of 2 (much less anxious) from Baseline Speech #1 to Randomized Speech #2
 - ✓ Fasedienol responders were **1.8 times greater** than placebo
- PGI-C proportion of responders vs placebo, rating of 1 (very much less anxious) or rating of 2 (much less anxious) from Baseline Speech #1 to Randomized Speech #2
 - ✓ Fasedienol responders were **2.2 times greater** than placebo

The clinical relevance of the primary endpoint is further supported by a near 2-fold greater response rate for fasedienol on the CGI-I & the PGI-C response

Notes: * In accordance with FDA-aligned, pre-specified statistical analysis plan, missing CGI-I values for one subject on placebo and one subject on fasedienol were not imputed for the ITT CGI-I responder analysis. The missing values resulted from site error and are considered missing at random. The PALISADE-2 Phase 3 fasedienol study for the acute treatment of social anxiety disorder met its primary endpoint of change on the Subjective Units of Distress Scale (SUDS). Across the three PALISADE Phase 3 studies completed to date, changes in SUDS were generally similar across the fasedienol treatment groups; however, placebo responses were variable. PALISADE-1 & PALISADE-3 did not demonstrate statistically significant improvements on their respective primary endpoints, which assessed reduction in anxiety as measured by SUDS scores compared to placebo.

PALISADE-4 Phase 3 Study with Open Label Extension

Vistagen's ongoing PALISADE-4 Phase 3 study is part of its U.S. registration-directed Phase 3 program for the acute treatment of social anxiety disorder

PALISADE-4

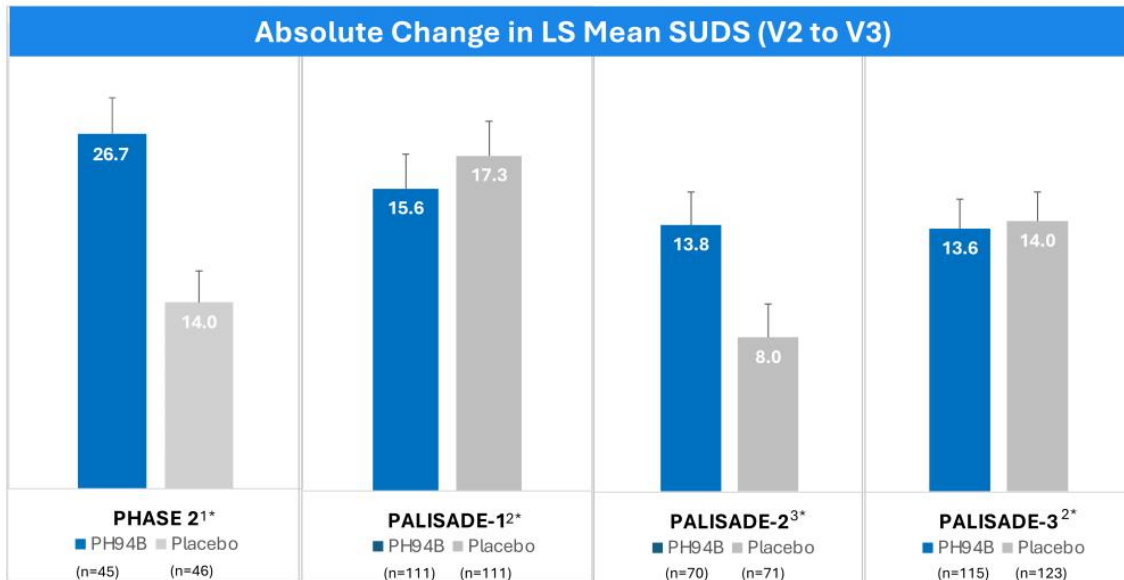
- **Design:** Phase 3 Acute Treatment Public Speaking Challenge, similar to PALISADE-2
- **Potential OLE:** Up to 12 months
- **Target enrollment:** Approximately 236 randomized subjects
- **Estimated top-line data readout:** 1H 2026

Vistagen believes PALISADE-4, if successful, together with PALISADE-2 and evidence supporting the clinical meaningfulness of the duration and magnitude of effect of fasedienol, may support one potential registrational pathway for the acute treatment of Social Anxiety Disorder*



* Vistagen has not yet discussed this pathway or potential alternative registrational pathways with the FDA subsequent to receipt of top-line results from the randomized portion of PALISADE-3. Vistagen plans to seek further feedback from the FDA regarding a potential submission package for a potential U.S. NDA for fasedienol as it moves towards completion of the PALISADE Phase 3 program.

Fasedienol's Treatment Effect Across Public Speaking Challenge Studies was Similar; Placebo Results were Variable



SUDS Study Comparison

- The fasedienol treatment effect across all single dose public speaking challenge studies was similar
- The placebo results across the studies were variable
- The subjectivity of assessments in mental health studies may create variability in results, including public speaking challenge studies



¹The LS mean SUDS change from baseline vs. placebo (primary endpoint) was statistically significant vs. placebo (p=.002)

²Study results for primary endpoint were NS=Not Statistical

³The LS mean SUDS change from baseline vs. placebo (primary endpoint) was statistically significant vs. placebo (p=.015)

*Error bars represent the standard error of the mean

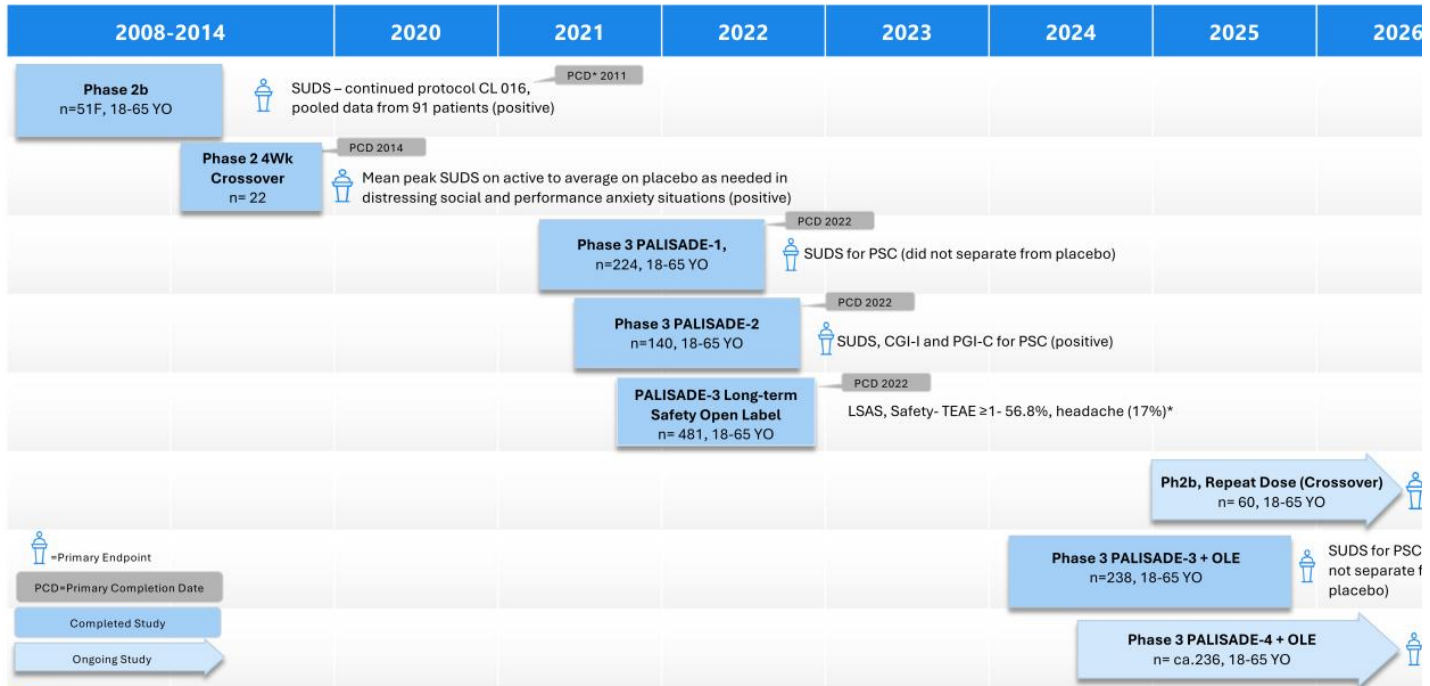
The Vistagen logo is positioned in the top right corner of the image. It consists of the word "Vistagen" in a white, serif font. The background of the entire image is a dark blue field filled with a complex network of glowing blue lines and nodes, resembling a neural network or a molecular structure. The lines vary in thickness and brightness, with some nodes appearing as small, bright white or light blue spheres.

Vistagen

Fasedienol

Clinical Development Summary

Fasedienol Clinical Trials in Social Anxiety Disorder



Vistagen

Fasedienol Phase 2 Real-World Crossover Study in Social Anxiety Disorder

 Design Phase 2, double-blind, placebo-controlled, cross over RCT	Population (n=22)  (11 M/11 F)
 Duration 4 weeks; outpatient; self-administration	 Primary Endpoint Achieved Change in SUDS from baseline <ul style="list-style-type: none">p=0.006, effect size = .658
 Dose 3.2 ug PRN up to 4x/day for anxiety-provoking stressors	 Reduction in LSAS <ul style="list-style-type: none">Numerical superiority over placebo on the LSAS (p=0.07)Significant difference on the LSAS Avoidance subtotal (p=0.02)

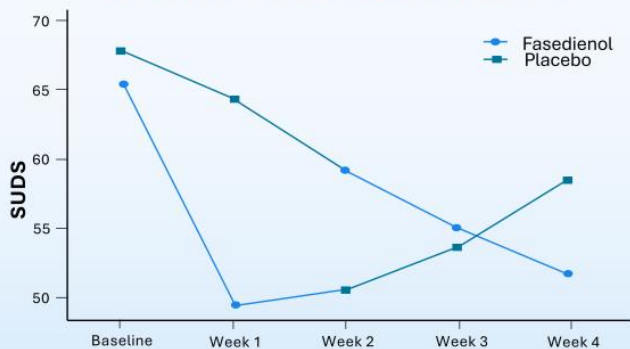
Used as-needed in daily life, fasedienol demonstrated potential to be a first-in-class, rapid-onset treatment for anxiety in adults with social anxiety disorder



Sources: Liebowitz MR et al (2016) Effect of as-needed use of intranasal PH94B on social and performance anxiety in individuals with social anxiety disorder. *Depress Anxiety* 33: 1081-1089

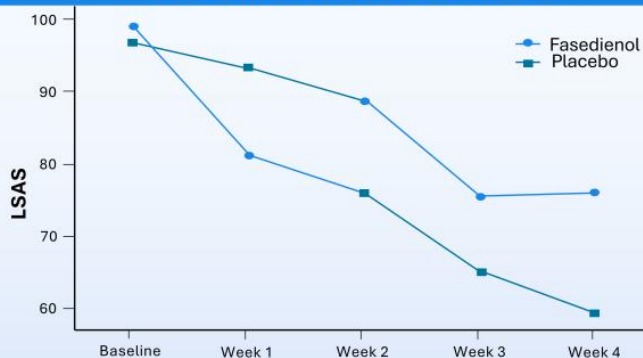
Phase 2 Real-World Crossover Study Results (SUDS & LSAS): Acute use of fasedienol in real-world anxiety-provoking social & performance situations in daily life

Peak SUDS at Baseline and Weeks 1-4



- On the primary endpoint, mean change from baseline in peak SUDS score, fasedienol (-15.60) was superior vs placebo (-8.34, $p=0.006$, $ES=0.83$)
- At W2, -15.9 vs -6.9, fasedienol vs placebo, respectively ($p=0.192$, $ES=0.576$)
- Peak SUDS scores in fasedienol group increased after crossover to placebo but did not return to baseline (suggesting positive carryover effects from prior fasedienol treatment)

LSAS at Baseline and Week 1-4



- After 2 weeks, average LSAS scores decreased by -23.2 points with fasedienol vs -8.2 with placebo, showing a trend difference ($p=0.07$) and a large effect size ($ES=0.812$)
- In the full sample ($n=22$), LSAS score reductions did not differ between groups because participants who received fasedienol first continued to improve after crossover to placebo, likely due to carryover effects from prior fasedienol treatment

PALISADE Real-World Open Label Safety Study (OLSS)



Exploratory Efficacy Objective
Evaluate fasedienol's effectiveness in real-world social anxiety



Administration
3.2 ug PRN up to 4x/day for anxiety



Study Duration
4 months, max 10 months study duration



30K
Doses



500
Patients



LSAS reduction observed from Month 1
Demonstrated clinically meaningful reductions in fear, anxiety & avoidance of anxiety-provoking social and performance situations in daily life

Safety Results
Long-term as-needed intranasal administration of 3.2 µg of fasedienol, up to 4x/day, was safe and well-tolerated in adult SAD patients (n=481)

PALISADE Open Label Long-term Safety Study ¹

TEAE by Preferred Term	n=481, n (%)
Headache	82 (17.0)
COVID-19 infection	55 (11.4)
Dizziness	22 (4.6)
Epistaxis	18 (3.7)
Nausea	15 (3.1)
Oropharyngeal pain	15 (3.1)
Nasopharyngitis	13 (2.7)
Urinary tract infection	13 (2.7)
Nasal congestion	12 (2.5)
Upper respiratory tract infection	12 (2.5)

Safety

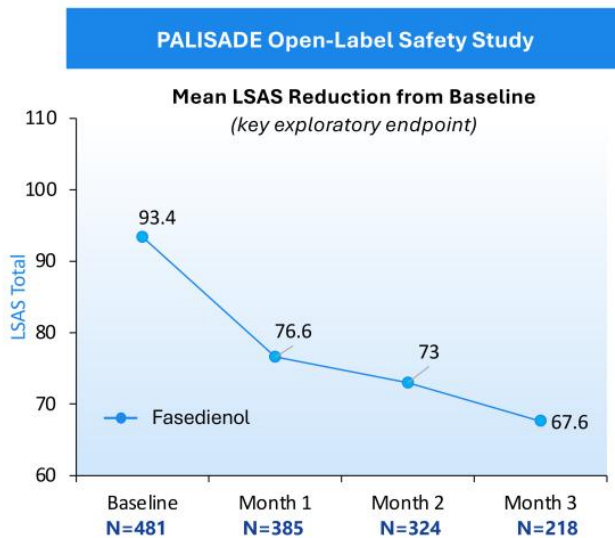
1. Subjects enrolled from PALISADE-1, PALISADE-2, or de novo
2. Over 30,000 doses self-administered by 481 social anxiety disorder subjects in daily life
3. Intranasal administration of 3.2 µg of fasedienol as-needed, up to 4x/day
4. Mean study duration of 4 months, with a maximum over 10 months
5. 2.9% of subjects discontinued due to AE's
6. Severe TEAEs reported: 1.9% of participants
7. Drug-related TEAEs: Headache (8.7%); All others (<5%)

PALISADE long-term safety study results are consistent with fasedienol's safety results observed in other completed studies



¹Lappalainen, et al., A Phase 3 Open-label Safety Trial of Fasedienol (PH94B) Nasal Spray in the Treatment of Anxiety in Adults With Social Anxiety Disorder (SAD)
Source: Internal Vistagen Data on File

PALISADE Real-World Open Label Safety Study Results



Real-World OLSS Results

- For subjects who continued in the study, total LSAS scores continued to decline from baseline; LSAS improvements were observed each month through 9 months
- The Clinician Global Impression of Improvement (CGI-I) indicated 28.6% of 385 patients assessed after one month were “much” or “very much” improved
- The Patient Global Impression of Change (PGI-C) indicated 26.8% of the 38 patients assessed after one month considered themselves “much” or “very much” improved

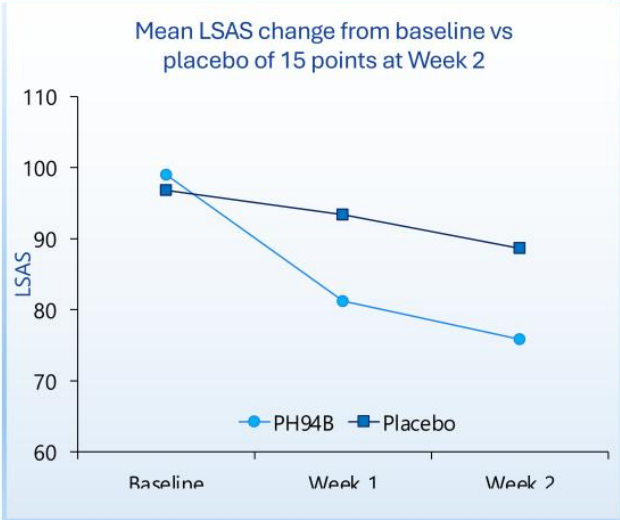
Consistent LSAS reductions and patient-reported improvements indicate rapid-onset and sustained efficacy and tolerability over time



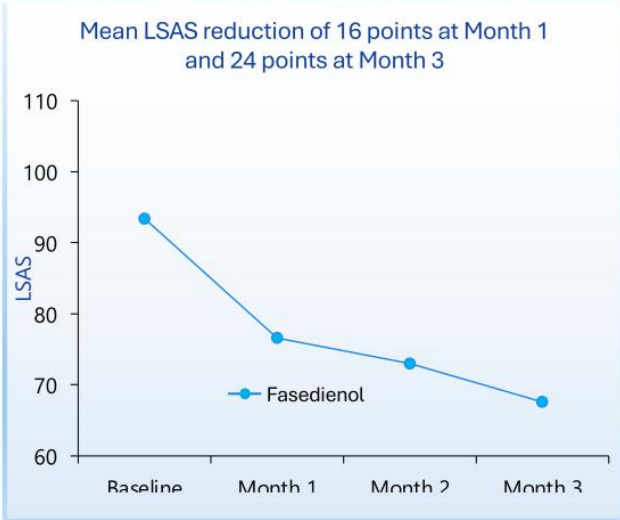
Sources: 1. Vistagen PR, 2. Lappalainen, J. et al. (2023) A Phase 3 Open-label Safety Trial of Fasedienol (PH94B) Nasal Spray in the Treatment of Anxiety in Adults With Social Anxiety Disorder (SAD). Neuroscience Education Institute (NEI) Annual Meeting, November 10, 2023

Fasedienol LSAS Results: Demonstrated rapid-onset and meaningful improvement of LSAS Scores

Phase 2 Placebo-Controlled Crossover Study^{1,2}











PALISADE Open-Label Safety Study^{3,4}



¹Liebowitz MR et al (2016) Effect of as-needed use of intranasal PH94B on social and performance anxiety in individuals with social anxiety disorder. *Depress Anxiety* 33: 1081-1089
²Vistagen data on file
³For subjects who continued in the study, total LSAS scores continued to decline from baseline; LSAS improvements were observed each month through 9 months
⁴Lappalainen J, et al. (2023) A Phase 3 Open-label Safety Trial of Fasedienol (PH94B) Nasal Spray in the Treatment of Anxiety in Adults With Social Anxiety Disorder (SAD). *Neuroscience Education Institute (NEI) Annual Meeting*, November 10, 2023



Fasedienol Clinical Trials in Social Anxiety Disorder

<p>P2 </p> <p>Design: Double-blind randomized N=51, 18-65Y Status: Completed PE: SUDS (pooled data from 91 patients) (positive)</p>	<p>P2 </p> <p>Design: Double-blind randomized, 4-wk crossover N=22, 18-65Y Status: Completed PE: Mean peak SUDS in distressing social & performance anxiety situations</p>	<p>P2 </p> <p>Design: Repeat Dose study; PB, DB-R, crossover N=60, 18-65Y Status: Recruiting PE: SUDS for PSC</p>	<p>OLSS </p> <p>Design: OLSS (subj. from PAL-1 & 2 and de novo), N= 481, 18-65 Y Status: Completed PE: Safety, TEAEs</p>
<p>P3 PALISADE-1 </p> <p>Design: Double-blind randomized N=224, 18-65Y Status: Completed PE: SUDS for PSC (did not separate from placebo)</p>	<p>P3 PALISADE-2 </p> <p>Design: Double-blind randomized N=140, 18-65Y Status: Completed PE: SUDS for PSC (positive)</p>	<p>P3 PALISADE-3 </p> <p>Design: Double-blind randomized + open-label extension N=236, 18-65Y Status: Completed PE: SUDS for PSC (did not separate from placebo)</p>	<p>P3 PALISADE-4 </p> <p>Design: Double-blind randomized + open-label extension, N=236, 18-65Y Status: Recruiting PE: SUDS for PSC</p>

FDA One Pivotal Trial Policy Update

One Pivotal Trial, the New Default Option for FDA Approval — Ending the Two-Trial Dogma

Authors: Vinay Prasad, M.D., M.P.H., and Martin A. Makary, M.D., M.P.H. [Author Info & Affiliations](#)

Published February 18, 2026 | N Engl J Med 2026;394:815-817 | [VOL. 394 NO. 8](#) | [Copyright © 2026](#)

"Going forward, the FDA's default position is that **one adequate and well-controlled study**, combined with confirmatory evidence, will serve as the basis of marketing authorization of novel products." ¹



The NEW ENGLAND
JOURNAL of MEDICINE



U.S. FOOD & DRUG
ADMINISTRATION

¹The NEJM article also states that there will be instances when the Agency will still require two studies, for example, "if an intervention has a nebulous, pluripotent, or nonspecific mechanism of action; if it affects a labile, short-term, or surrogate outcome; or if a trial has some underlying limitation or deficiency, additional adequate and well-controlled studies may be required." The Agency "will always reserve the right to demand the appropriate scientific study within the bounds of U.S. law."

Fasedienol U.S. Market Opportunity, if Approved



Market Size & Growth



- Social anxiety disorder offers large U.S. market opportunity
- Underserved market with no FDA approved Rx therapy for acute treatment of social anxiety disorder



Commercial Leadership



- Vistagen is positioned to potentially be the market leader with a first-mover advantage
- Favorable safety data could enable innovative approaches to lead the market (digital, remote)



Potential for Tailored Commercial Model



- Meet patients where they can access treatment (telemedicine, DTP)
- Remote/digital touchpoints with a broad HCP audience (PCPs, NPs, psychiatrists)
- Leverage micro-targeting to engage diverse audiences



Value Proposition



- Potential to become the first and only acute treatment for social anxiety disorder on an as-needed (PRN) basis
- Favorable safety and tolerability data could differentiate and support value equation
- Optimizing patient support tools for broader patient access



Vistagen

Refisolone

Vasomotor Symptoms (Hot Flashes) due to
Menopause

A Significant Portion of Menopausal Women Experience Vasomotor Symptoms (Hot Flashes)

Approximately 75% of all women in the US experience hot flashes during the menopausal transition^{1,2,3}

~27M

women
in the U.S.^{1,2,3}

~9M

suffering
with severe
form of hot
flashes^{1,2,3,4}



Hot flashes are the **most common symptoms** of menopause for which women seek treatment⁵



Symptoms persist for a **median of 7.4 years**⁶

¹Internal Vistagen Data on File

²Williams RE, et al. Frequency and severity of vasomotor symptoms among peri- and postmenopausal women in the United States. *Climacteric*. 2008 Feb;11(1):32-43.

³Pre-menopausal vasomotor symptoms in an ethnically diverse population - PubMed (<https://pubmed.ncbi.nlm.nih.gov/23760434/>)

⁴Global cross-sectional survey of women with vasomotor symptoms associated with menopause; prevalence and quality of life burden - PMC (<https://pmc.ncbi.nlm.nih.gov/articles/PMC8746897/>)

⁵Williams RE, Kalilani L, DiBenedetti DB, Zhou X, Fehnel SE, Clark RV. *Healthcare seeking and treatment for menopausal symptoms in the United States* (2007)

⁶Avis NE, Crawford SL, Greendale G, Bromberger JT, Everson-Rose SA, Gold EB, et al. *Duration of menopausal vasomotor symptoms over the menopause transition* (2015) *JAMA Intern Med*. 2015;175:531-9

Refisolone: A novel, on-demand, non-hormonal, non-systemic product candidate designed for the treatment of Menopausal Hot Flashes

Refisolone

Designed as a potential **on-demand, fast-acting, non-hormonal, non-systemic treatment** for menopausal hot flashes, without the potential of serious adverse events or safety concerns of current approved Rx therapies.



Refisolone Design Traits



Novel and differentiated proposed MOA from all currently FDA-approved treatments for hot flash symptoms due to menopause



Designed to be **taken on-demand, with rapid onset**, to provide relief in the moment to reduce the number and severity of hot flashes



Non-hormonal, non-systemic, and no observed *in vitro* binding on neuronal or steroidal receptors¹



Potential for **differentiated safety and tolerability** advantages over currently approved hormonal and systemic oral NK3 therapies

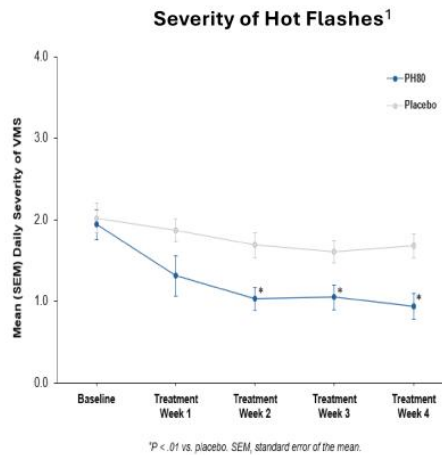
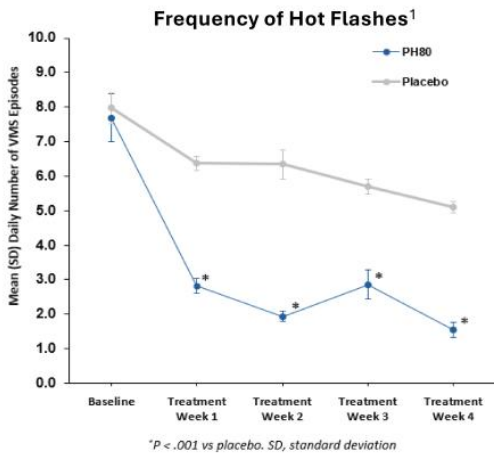
Positive Phase 2a study (n=36) completed with U.S. IND-enabling program underway to facilitate further Phase 2 development



¹ Monti et al., 2025, PH90 Nasal Spray Effects on In Vitro Receptor Binding, Reproductive Organs in Mice, and Pharmacokinetic Profile in Humans: A Potential Novel Nonhormonal Treatment for Vasomotor Symptoms Due to Menopause, poster presented at The Menopause Society annual meeting, October 23, 2025

Refisolone Positive Exploratory Phase 2a Study

Menopausal Hot Flashes



Phase 2a Study Results¹

- Refisolone was administered at 3.2 mg up to 5 times daily.
- Significantly **reduced the frequency of hot flashes** after Week 1 of treatment with sustained improvement to Week 4.
- Reduced **the severity of hot flashes** after Week 1 of treatment with sustained improvement to Week 4.
 - Statistical significance was demonstrated starting from Week 2.
- Serious adverse events (SAEs) were and comparable to placebo.

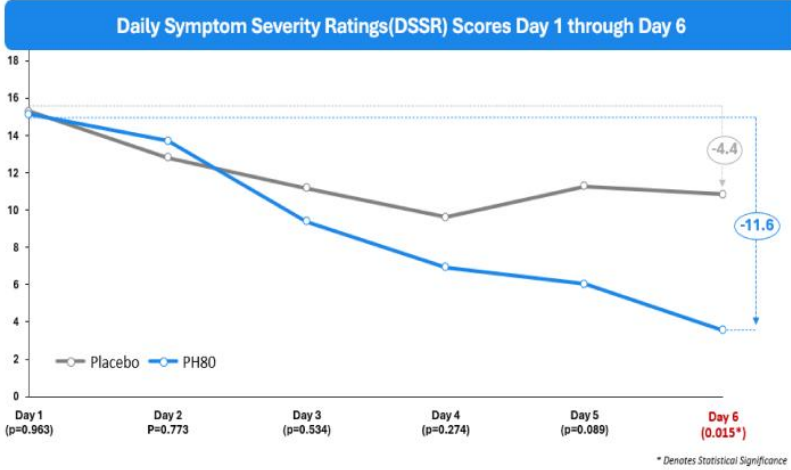
The Phase 2a study demonstrated statistically and clinically significant improvement vs placebo in the frequency and severity of menopausal hot flashes



¹ Monti, et al., PH80 Nasal Spray for Treatment of Vasomotor Symptoms (Hot Flashes) Associated with Menopause: a Phase 2 Randomized, Controlled Study Poster at The Menopause Society (TMS) Meeting in Chicago, IL (October 2024)

Refisolone Positive Phase 2a Study

Premenstrual Dysphoric Disorder (PMDD)



Phase 2a Study Results

- Refisolone was administered at 0.9 µg up to 4 times daily
- Refisolone showed statistically and clinically significant improvement vs placebo in symptoms of PMDD at study endpoint after 6 days of treatment (p=0.015)
- DSR mood items seemed to be the most sensitive to refisolone
- Refisolone was well-tolerated with no serious adverse events (SAEs)

Refisolone showed statistically & clinically significant improvement vs placebo in symptoms of PMDD at study endpoint after 6 days of treatment (n=52) in a Phase 2a study



Source: Monti, L. et al. (2024). PH80 Nasal Spray for Acute Management of the Symptoms of Premenstrual Dysphoric Disorder: Results from a Phase 2A Study. Anxiety and Depression Association of America (ADAA) 2024 Conference, April 13, 2024, Vistagen internal data on file.

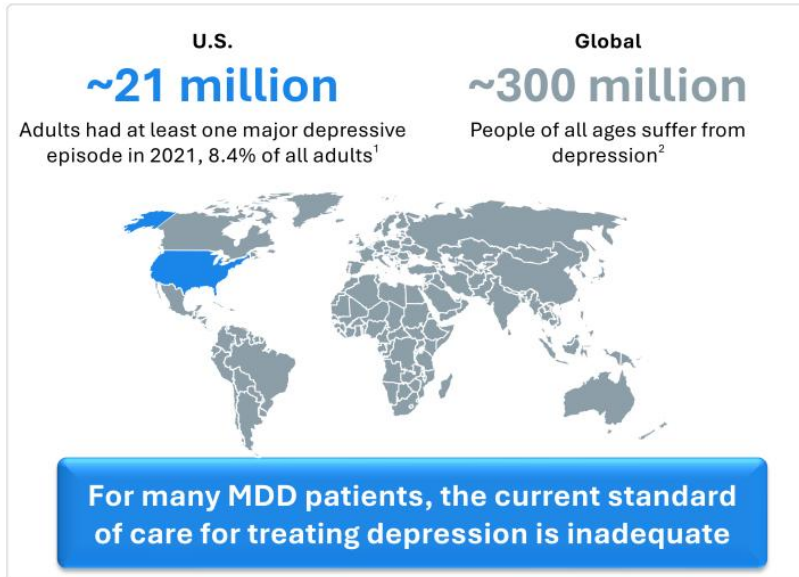


Vistagen

Itruvone

Major Depressive Disorder

Major Depressive Disorder Market is Large and Underserved



Oral Antidepressants³

(Drug classes: SSRIs, SNRIs, NDRI, 5-HT1A, TCAs, MAOIs)

- Often do not work or are slow to work
- STAR*D showed ADT# effective in 1 of 3 patients³
- Significant and persistent side effects reported
 - Anxiety, weight gain, sexual dysfunction, insomnia, sedation, dizziness, vomiting, headache, sweating
- Serious side effects reported & safety concerns
 - Increased suicidal ideation, hypertension, QT prolongation, liver damage, serotonin syndrome

Oral Atypical Antipsychotics³

(Approved: Abilify®, Rexulti®, Seroquel®, Vraylar®, and Caplyta®)

- Variable effectiveness
- Significant side effects
 - Weight gain, tardive dyskinesia, stomach pain, tiredness, dizziness, headache, nervousness, cognitive impairment
- Serious safety concerns
 - Metabolic syndrome, Neuroleptic malignant syndrome, seizures, agranulocytosis, GI hypomotility

Vistagen

*Sequenced Treatment Alternatives to Relieve Depression; #Antidepressant Therapy

¹ National Institute of Mental Health. (2023). "Prevalence of Major Depressive Episode Among Adults."

² World Health Organization. (2025). *Depressive disorder (depression). Fact sheets*

³ Trivedi et al., 2006 AJ, et al., *Acute and longer-term outcomes in depressed outpatients requiring one or several treatment steps: a STAR*D report* (2006) et al., 2006

Itruvone: A novel, non-systemic product candidate with transformative potential for MDD patients

Itruvone

Itruvone is designed to **modulate olfactory-amygdala circuits** and activate local **GABAergic inhibitory pathways**, which help improve anhedonia and restore **balanced autonomic response**.¹



Itruvone Design Traits



Rapid-onset antidepressant effects have been observed



No evidence of systemic absorption or binding to neurons in the brain



Non-sedating, non-addictive, without dissociative side effects



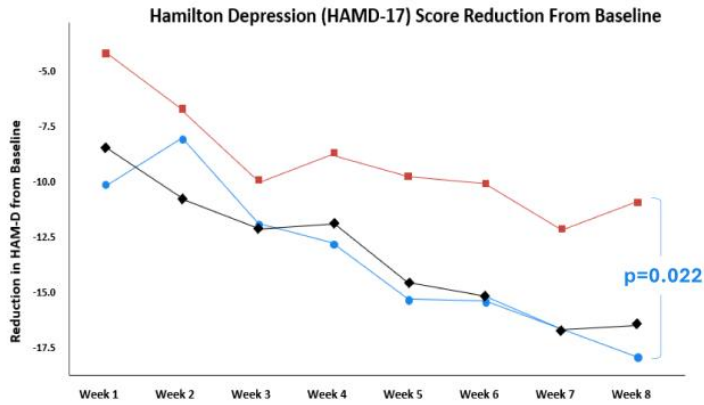
No observed binding to GABAa receptors (low potential for abuse or withdrawal)



Favorable safety data without burdensome side effects (weight gain, sexual dysfunction, sedation, or brain fog/cognitive impairment)

Itruvone Exploratory Positive Phase 2a Study

Major Depressive Disorder



Phase2a Study Results

- ✓ 6.4 µg dose significantly reduced depressive symptoms as early as Week 1 and sustained through Week 8 compared to placebo (p=0.022)
- ✓ Rapid onset improvements observed for 3.2 µg and 6.4 µg vs placebo at Week 1
- ✓ Itruvone was well-tolerated, with no drug-related serious adverse events observed, no dissociative side effects, no reports of weight gain or sexual side effects¹

Itruvone Dose	HAM-D Score	p (Itruvone vs placebo)	Cohen's D (Effect Size)
◆ 3.2 µg (Low Dose)	-16.3	0.101	0.74
● 6.4 µg (High Dose)	-17.8	0.022	0.95
■ Placebo	-10.9	**	**

Itruvone 6.4 µg delivered rapid, significant, and sustained antidepressant effects

Vistagen

¹ Monti, L., Nicolini, H., Liebowitz, M., & Hanover, R. (2019). "A Placebo Controlled Trial of PH10: Test of a New Rapidly Acting Intranasally Administered Antidepressant." *Br J Pharm Med Res* 4(6): 2157-2168.

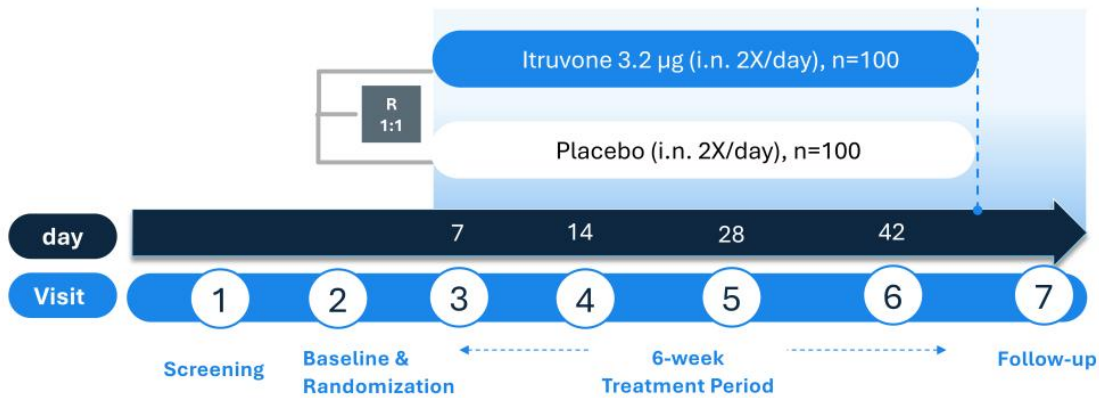
Itruvone 6-Week Double-blind Phase 2b Study Plan

Key Inclusions

- Male or female, 18-65 years of age
- Major Depressive Disorder, as defined by DSM-5
- HAMD-17 \geq 21 at screening & randomization
- MacLean screen for BPD < 6

Key Exclusions

- No history of other significant psychiatric disorders
- No other psychotropic drugs w/in 14 days of screening
- Current diagnosis of substance use disorder
- Epilepsy, benzodiazepine use, THC use



Efficacy Endpoints¹ & Safety

- **Primary Endpoint:** Change from baseline to 42 on HAMD-17 rating scale
- **Secondary & Exploratory Endpoints:**
 - Change from baseline to 7, Day 14, and Day 28 on HAMD-17 rating scale
 - SHAPS, SDS, HAM-A, BDI, CGI-I, CGI-S, CPFQ
- **Safety**



¹L. Snaithe-Hamilton Pleasure Scale (SHAPS; Snaithe et al., 1995), Sheen Disability Scale (SDS), Hamilton Anxiety Rating Scale (HAM-A), Beck Depression Inventory (BDI), Clinical Global Impression Improvement and Severity Scales (CGI-I, CGI-S), Cognitive and Physical Functioning Questionnaire (CPFQ, Fava et al., 2006)



Vistagen

PH15





Psychomotor / Cognitive Impairment due to
Mental Fatigue

PH15: A novel, fast-acting, non-systemic clinical-stage product candidate designed for the acute treatment of cognitive/psychomotor impairment due to mental fatigue

PH15

PH15 is **designed to modulate hippocampal activity** and related limbic circuitry, which may support improvements in cognitive and psychomotor function due to mental fatigue.



PH15 Design Traits	
	Novel neurocircuitry-focused proposed MOA differentiated from other approved treatments
	Rapid-onset potential to be taken as-needed to provide relief in the moment
	Favorable tolerability results observed in studies completed to date
	Potential new treatment to improve psychomotor impairment and potentially cognitive impairment due to mental fatigue from sleep deprivation ¹

Positive Phase 2a pilot study (n=10) demonstrated significant improvement in reaction time vs placebo and oral caffeine, including during peak fatigue



¹Vistagen does not yet have statistically significant data on PH15 for cognitive impairment due to mental fatigue

The Vistagen logo is positioned in the top right corner of the slide. It consists of the word "Vistagen" in a white, serif font. The background of the slide is a dark blue, abstract image of glowing neural or cellular structures with bright blue and white highlights.

PH284

Cancer Cachexia (Cancer Supportive Care)





PH284: An innovative non-systemic clinical stage product candidate designed for the acute treatment of cancer cachexia

PH284

Potential to non-systemically **modulate hypothalamic pathways** that regulate appetite and energy balance.



PH284 Design Traits

-  **Novel neurocircuitry-focused** proposed MOA differentiated from all approved treatments
-  **Innovative, non-systemic** neurocircuitry-focused pherine product candidate with rapid-onset potential for **appetite enhancement**
-  **Intranasal administration** with the potential to increase subjective feelings of hunger and caloric intake in patients diagnosed with wasting syndrome due to cancer treatment
-  **Favorable tolerability results** observed in studies completed to date

The Phase 2a study (n=40) demonstrated a strong cumulative increase in subjective hunger with PH284 and no treatment-related adverse events

The image features a dark blue background with a network of glowing blue neurons and fiber-like structures. The word "Vistagen" is written in a white serif font in the top right corner. On the left side, there are three contact points, each with a label and an email address in white text. A thin horizontal line is located at the bottom of the page.

Vistagen

Contact us:

Investors:

IR@vistagen.com

Media:

media@vistagen.com

Business Development:

busdev@vistagen.com
